

NUVOCO ZERO M TILE GROUT

HIGH-QUALITY JOINT FILLER FOR TILE JOINTS








DESCRIPTION:

It is an un-sanded grout consisting of cement, polymers, fillers and special additives which requires only the addition of water on site. It can be simply applied with rubber float grout. High-quality joint fillers ensure strong long lasting tile joints for floors and walls.

STANDARD COMPLIANCE/ SPECIFICATION

Complies to CG -2WA as per EN 13888:2009

FEATURES & BENEFITS

-  Fast Setting
-  Waterproofing Joint Filler
-  Non Shrink
-  Ready to Use
-  Self Curing
-  Polymer Modified
-  Available in 17 Shades



AREA OF APPLICATION, TYPE OF SUBSTRATE & TILES

AREA OF APPLICATION	TYPE OF SUBSTRATE	TYPE OF TILES
Suitable for internal and external usage for floor and walls	All types of tiles and natural stone tiles	Recommended for ceramic, vitrified tiles and non-vitrified tiles and stone tiles

TECHNICAL INFORMATION

PROPERTIES	TYPICAL RESULTS
Physical Appearance	Cementitious free flow powder
Tentative Mixing Ratio (Water:Powder)	30-40% by weight. 1 kg Grout : 0.3 to 0.4 kg water
Physical appearance of mixed consistency	Smooth
Mixed material Density	1.75 ± 0.05 gm/ cm ³
Sag Resistance	No Sag
Joint Width	up to 3 mm
Drying Time	18 - 24 Hrs , Hard Dry
Final Curing time	28 days
Pot Life	Up to 60 mins

PROPERTIES AS PER EN 13888 : 2009 @ 27 ± 2°C

TESTING PROPERTIES	REQUIREMENT	TEST RESULTS
Compressive Strength , 28 days at Std Conditions	> 15 N/mm ²	16.8 N/mm ²
Flexural Strength, 28 days	> 2.5 N/mm ³	3.9 N/mm ²
Abrasion Resistance	CG2 < 1000 mm ³	860 mm ³
Shrinkage	< 3 mm/m	0.5 mm/m
Water Absorption after 30 mins	CG2 < 2 gm	1.6
Water Absorption after 40 mins	CG2 < 5 gm	3.8

APPLICATION INSTRUCTIONS


STEP 1 - SURFACE PREPARATION & MIXING



The surface should be thoroughly cleaned & freed from loose particles, wax, grease, oil and polish. Take water into a clean mixing pail. Add Powder and mix thoroughly by hand or with a slow speed mixer. Make sure that uniform color & lump-free consistency is achieved. Allow the mix to stay for 2-5 minutes and remix. Use the paste within 60 minutes from mixing.



STEP 2 - APPLICATION



Use a hard rubber squeeze/ grout floater to press the grout firmly into the joints. Hold the rubber squeeze/ grout floater at a 90° angle and pull it at a 45° angle diagonally across the joints. Work in small areas to have better control. Remove the excess grout from joints and surface by moving the rubber squeeze/ grout floater diagonally to the grout lines. Ensure that joint is filled completely, and grout is not just sitting on top.

STEP 3 - CLEANING & FINISHING



Clean off the surplus grout from joints and tiles within 30-45 minutes/ before the product dries. Initially, use a rough textured sponge dampened with water to remove the grout residue. Use a damp sponge in a circular motion, taking care not to drag grout out of the joints.

COVERAGE

Dependent on the size of tiles and width of joints (kg/m²)

FORMULA FOR THE COVERAGE CALCULATION

$$C = 1.75 \times H \times T \times [(L + W) / (L \times W)]$$

- C - Tile grout coverage (kg/m²)
- H - Thickness of tile (mm)
- T - Width of joint (mm)
- L - Length of tile (mm)
- W - Width of tile (mm)

TECHNICAL INFORMATION

COVERAGE**:					
TILE DIMENSIONS (MM)			JOINT/GROUTING WIDTH (MM)		
Length	Width	Thickness	2	3	4
25	25	6	1.65	2.55	3.40
25	50	6	1.30	1.95	2.55
50	50	6	0.85	1.30	1.75
100	100	6	0.45	0.65	0.87
100	100	10	0.74	1.15	1.45
300	200	6	0.19	0.28	0.38
300	300	6	0.19	0.28	0.34
450	300	6	0.15	0.20	0.25
600	300	6	0.14	0.19	0.25
600	600	8	0.10	0.16	0.21
800	800	8	0.08	0.15	0.18
1000	1000	10	0.08	0.15	0.18
1200	600	10	0.10	0.16	0.20
1200	800	10	0.08	0.15	0.18
1200	1200	12	0.08	0.15	0.18
1600	800	12	0.09	0.15	0.18
1800	1200	12	0.08	0.10	0.16

** Above coverage calculated at Std Laboratory conditions

** Coverage will vary depending on actual site conditions

SAFETY INSTRUCTIONS:

- Always use rubber gloves, mask and protective eyewear during application, as exposure may cause itching or irritation.
- In case of contact with skin & eyes wash with plenty of water & seek medical attention.
- Keep away from children, food items, and direct sunlight.
- Harmful if swallowed; in case of accidental ingestion, seek immediate medical attention.
- Dispose of leftover product responsibly as per regulations.

STORAGE AND SHELF LIFE:

12 months for sealed pack when stored under cover & out of direct sunlight. Protect from extremes of temperature.

PACKAGING: Net Quantity 1 kg

AVAILABLE IN:

17 SHADES - White, Ivory, Silk, Golden yellow, Rust, Terracotta, Quarry red, Brown, Sky blue, Alpine blue, Green, Almond, Smoke grey, Slate grey, Platinum, Steel grey, Black.



Toll free: 1800 345 6666 |



Whatsapp 'NUVOCO' to 98300 17272

Choose from our range of 60+ products in: **CONCRE/0**

DURAGUARD

ZERO M

