



# NUVOCO ZERO M TILE ADHESIVE T1

## NON SHRINK CEMENT BASED TILE ADHESIVE

### DESCRIPTION:

NUVOCO ZERO M TILE ADHESIVE T1 is a polymer modified, grey cement-based thin-set tile adhesive for fixing high porosity tiles like ceramic/clay tiles, terracotta and quarry tiles of regular size. It is suitable for both vertical and horizontal surfaces, over the cementitious substrate for indoor application, in dry as well as wet areas.

**STANDARD COMPLIANCE:** Conforms to IS 15477:2019 (Type 1T) & EN 12004:2017 (C1T)

### FEATURES:

-  Polymer Modified
-  Better Workability
-  Self-Curing
-  Economical
-  Eco Friendly



### AREA OF APPLICATION, TYPE & RECOMMENDED SIZE OF TILES

AREAS OF APPLICATION	TYPE OF SUBSTRATE	TYPE OF TILES	RECOMMENDED TILE SIZE*
Interior floor & Wall application for dry areas.**	Cement-based substrates like cement plaster, cement concrete, cement screed.	Clay & ceramic (non-vitrified), terracotta and quarry tiles	Upto 300mm x 300mm (upto 1ft. x 1ft.)

\*\* Only recommended for floor application. Consult with Nuvoco technical team for wall application in dry areas up to 3ft. height

### TECHNICAL INFORMATION


PROPERTIES	TYPICAL RESULTS
Physical Appearance	Cementitious free flow powder
Mixing Ratio by weight	0.2 - 0.25
Wet Density	1.65 ± 0.1 gm/cm <sup>3</sup>
Adhesive Thickness	3-12 mm
Coverage* (at 3mm thickness)	55 - 60 sq.ft./ 20Kg
Application temperature	5-40 °C
Setting/Trafficable/Grouting Time	After 24 hours

\*(Coverage may vary based on trowel notch size, tile type and size, and substrate evenness. Calculations are based on a 6x6x6 mm size notch trowel at 27°C under standard laboratory conditions)

### PROPERTIES AS PER IS 15477: 2019 @ 27 ± 2°C

TESTING PROPERTIES	REQUIREMENT	ZERO M TILE ADHESIVE T1
Shear Adhesion, Dry condition	≥ 1.0 N/mm <sup>2</sup>	> 1.0 N/mm <sup>2</sup>
Tensile Adhesion, Dry Condition	≥ 0.5 N/mm <sup>2</sup>	> 0.5 N/mm <sup>2</sup>
Open Time	As per Manufacturer	> 20 mins
Adjustability / Adjustment Time	As per Manufacturer	> 15 mins
Pot Life	As per Manufacturer	> 90 mins
Slip Resistance (T)	≤ 0.5 mm	≤ 0.5 mm



## APPLICATION INSTRUCTIONS:



- **STEP 1 - SURFACE PREPARATION:**  
Surface must be clean, free from contamination and should be in Saturated Surface Dry (SSD) condition.



- **STEP 2 - MIXING:**  
Add 4-6 litres for 20Kg powder in a clean mixing vessel. . Add powder to water and mix slowly to get uniform lump-free



## • STEP 3 - APPLICATION:

- Apply NUVOCO ZERO M TILE ADHESIVE T1 on the wall or floor using the flat side of the trowel and comb with notched side, . Use the proper sized notched trowel to ensure full bedding of the tile.
- Tiles must be fixed within 15-20 minutes of adhesive being applied, depending on the porosity of the surface and atmospheric conditions.
- Check the adhesive ribs periodically and if a skin has formed, remove the dried adhesive and apply fresh adhesive.
- Press the tiles firmly into position with a slight twisting action, checking periodically that good contact is maintained with the back of each tile and beat in using rubber mallet to embed tile and adjust level.
- Leave no voids behind tiles.
- Leave adequate & desirable joints between the tiles by using spacers.
- Clean off excessive adhesive between the joints & on tiles with a damp cloth.
- Clean tools and tile work immediately with water before the adhesive sets.

## PRECAUTIONS: DOS & DON'TS

- Do not add excess water than recommended.
- Never add sand & cement at site.
- Do not use on wet screed. Surface must be fully cured.
- Do not use the adhesive to correct surface irregularities greater than 15 mm.
- Protect from direct rainfall/ foot traffic for at least 24 hours.
- Leave gap between the tile & fill gaps with NUVOCO ZERO M TILE GROUT.

## SAFETY INSTRUCTIONS

- Always use rubber gloves, mask and protective eye-wear during application, as exposure may cause itching or irritation.
- In case of contact with skin & eyes, wash with plenty of water & seek medical attention.
- Keep away from children, food items, and direct sunlight.
- Harmful if swallowed; in case of accidental ingestion, seek immediate medical attention.
- Dispose off the leftover product responsibly as per regulations.
- Designer/ applicator must evaluate the use of an additional mechanical fastening system for extra security for high height (such as steel hooks fastened to the substrate).

## STORAGE AND SHELF LIFE

12 months from date of manufacturing for sealed pack when stored under cover & away from direct sunlight. Protect from extremes of temperature and damp conditions.

**AVAILABLE COLOURS** Grey & White

**PACKAGING** 20 Kg bag

 Toll free: 1800 345 6666 |  Whatsapp 'NUVOCO' to 98300 17272

Choose from our range of **60+** products in: **CONCREXO** **DURAGUARD** **ZERO M** 